



The 2541 Lincoln

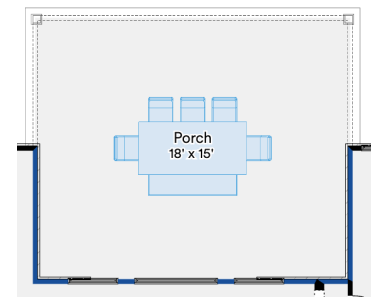
Ready to build a life you'll love



3,306+ SQFT | 4+ | 3.5+ | 3

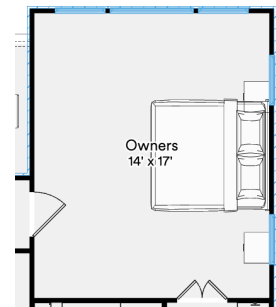
Model: Lincoln
Elevation: A,C
Lot: -- Lot Premium: --
Total Price: --

Base Price: --
Options: --



Enlarged Covered
Patio

Bedroom 5
11' x 15'

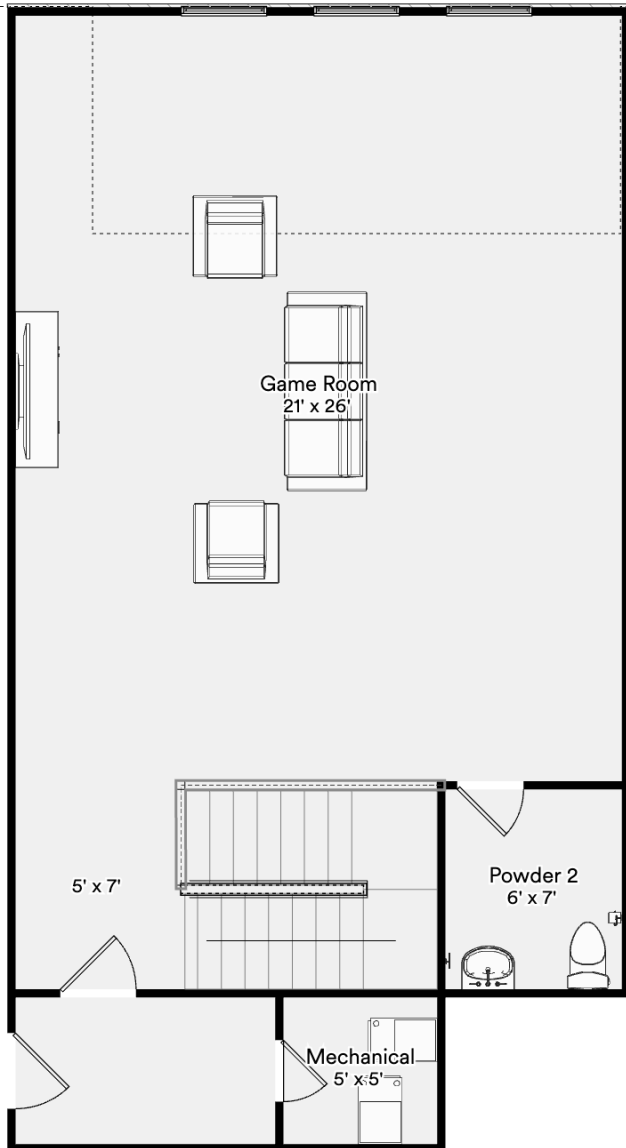


Owners Extension

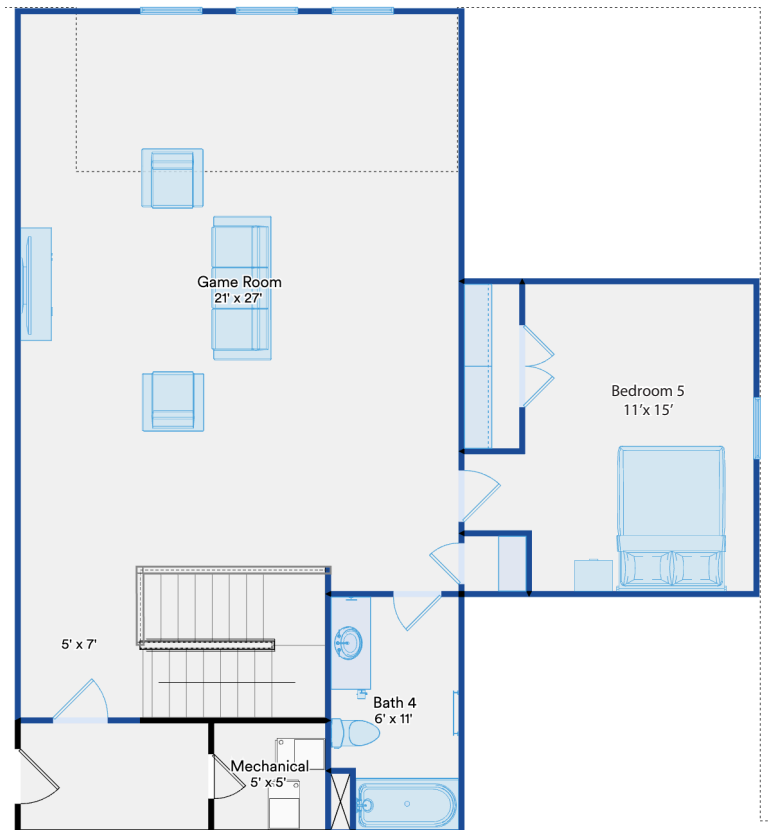
First Floor

Prices, plans, specifications, square footage, and availability are subject to change without notice or prior obligation. In the instance an option is unavailable or discontinued we have the right to replace the option with another option that is comparable in look, quantity, and price without notice or prior obligation. Square footage is approximate and may vary upon elevation and/or options selected. Selections made at the second Design Appointment are final and cannot be changed after the conclusion of the appointment.

The 2541 Lincoln



Second Floor



Bed 5 With Bath 4